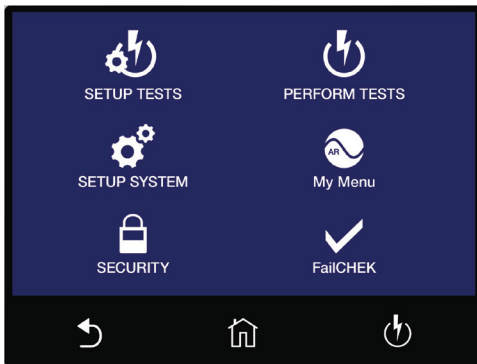


The HA3 Mode on the new HYAMP® Series allows you to emulate the interface commands and structure of the HYAMP III (models 3130 and 3145 only), making it a drop-in replacement for the previous models. This allows HYAMP III users to integrate the new model into existing test systems without making any changes to their control software.

HA3 Mode Operation

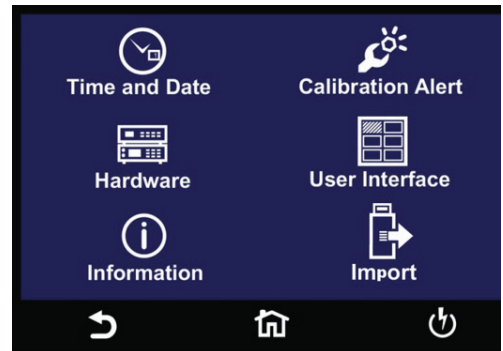
You will enable the HA3 Mode from the SETUP SYSTEM menu. Note: This selection is only available if you have purchased Option 14, Mimic HA3 Command Set.

Step 1



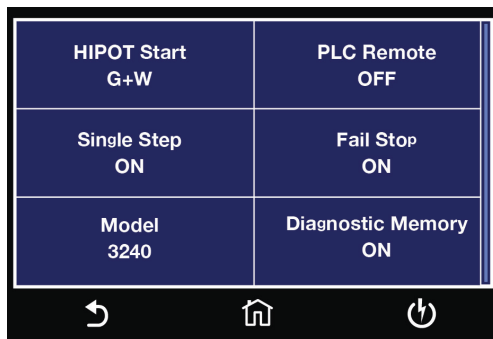
Main Menu

Step 2



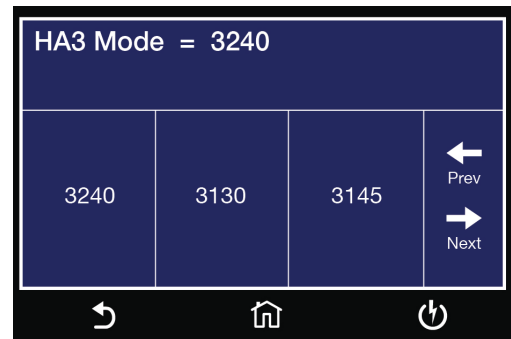
Setup System Menu

Step 3



Hardware Menu

Step 4

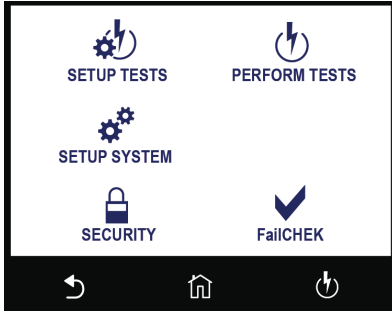


Select Model

HA3 Mode Application Note

Backward Compatibility Simplified

The user can select between HYAMP III models 3130 and 3145. Once the HA3 Mode is set to ON you will notice the color of the touchscreen display will change:



In HA3 Mode all the features of the HYAMP III are available:

- The bus command structure of the previous model.
- The Baud rate setting for the COM port changes to 19200 to mimic the previous models.
- All exclusive HYAMP III bus commands. (Some bus commands are common between the new and the older model and some bus commands are exclusive to each model)

Note: A full list of bus commands is available in the product manual of HYAMP III models 3130 and 3145.

When the HA3 Mode is active, all new features and functions of the new Hyamp series are not available for use. The following table lists the lost features and functions:

	New HYAMP Series	HA3 Mode
File Structure	Test Files (50 steps total)	10 Memories (3 steps/memory)
Multiple Languages	Yes	No
Onboard Data Transfer	Yes	No
Onboard Barcode	Yes	No